

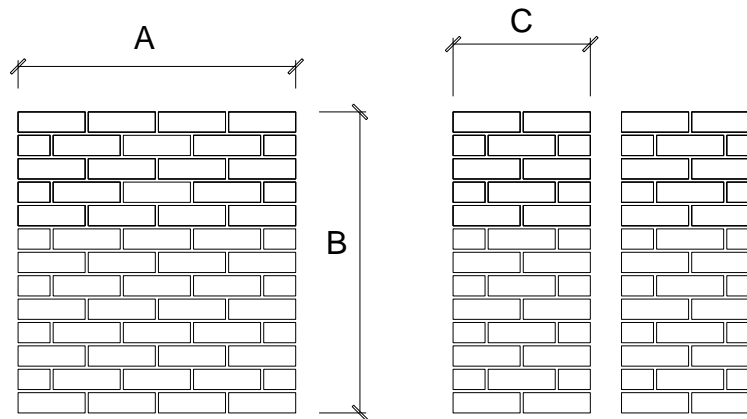
Brick-Boards

product range & sizes

Brick Bond Chamber Set

A = 890mm 35"
B = 965mm 38"
C = 440mm 17.3"

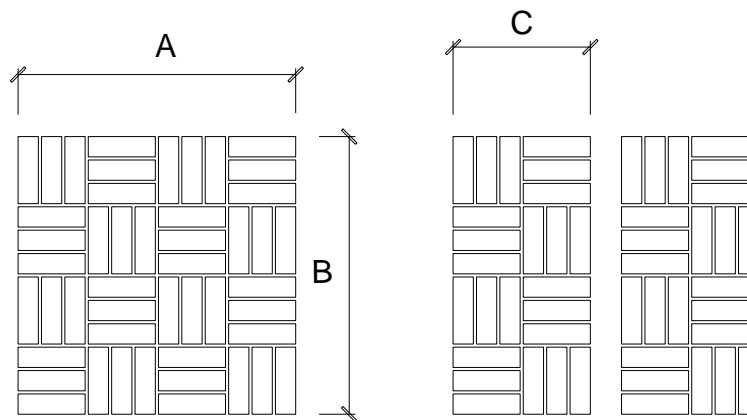
Back Panel available in 2
Side Panels available in
330mm & 550mm wide
options



Basket Weave Chamber Set

A = 890mm 35"
B = 890mm 35"
C = 440mm 17.3"

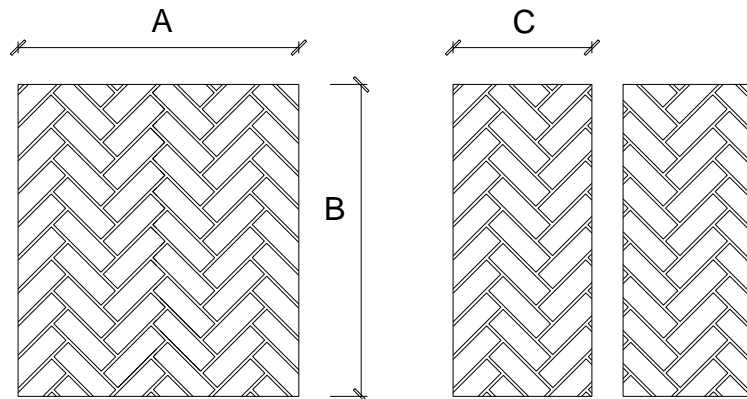
Back Panel available in 2



Herringbone Chamber Set

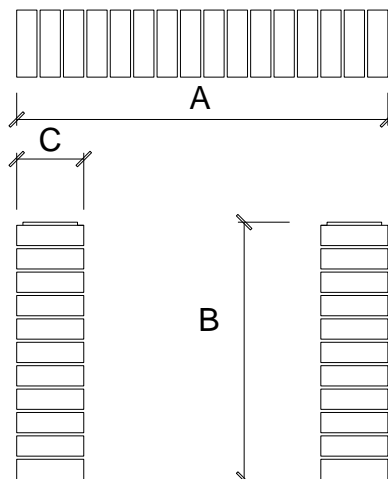
A = 900mm 35.5"
B = 1000mm 39.3"
C = 445mm 17.5"

Back Panel available in 2



Trim Set

A = 1190mm 47"
B = 825mm 32.5"
C = 215mm 8.5"



All Panels are less than 35mm in thickness

Please do not scale from these drawings.

Brick-Boards are a hand made product and as such are subject to slight variations in sizes colours and tolerances. They must be fixed in position using screws in accordance with our instructions by competent persons.

Bespoke sizes are available at an additional cost.