



Chamber Set Options




Brick bond



Basket weave



Herringbone



Brick Corner Returns

Our standard chamber set options are designed to fit a typical 3' x 18" (900mm x 440mm) opening, however they can easily be cut to size by a competent fitter, bespoke sizes can be made to order ask your local stockist for a quote. Back panels are also available in two pieces for easier installation on request. Brick-Boards are a hand made product and as such are subject to slight variations in colour, texture and tolerances.

Available from:

Brick Boards

Chamber Sets

“Welcome home to the beauty of real brick,
the perfect backdrop for any stove”